

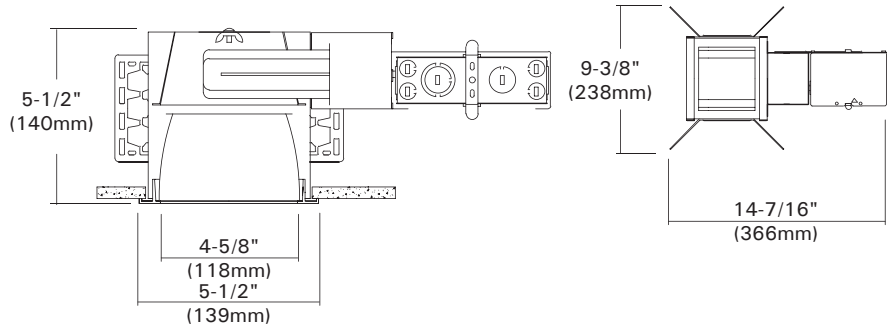

# DLF-505S

## 5"x 5" Square Aperture For

(1) DTT or TTT Lamps

Catalog #		Type
Project		Date
Prepared by		

### FLUORESCENT



### DESCRIPTION

The DLF-505S is a 5"x 5" square aperture housing for accent and task lighting. The matte finished reflector in square casted trim.

### DESIGN FEATURES

Ceiling Cut-out : 5-5/8" X 5-5/8"  
Lamp, Max. Watt. : (1)32W

#### • Housing

- 20-gauge CRS, white-painted. Housing adjusts for ceilings up to 1-1/4" thick.

#### • Junction Box

- Listed for through branch circuit wiring. (Max. 8 No 12 AWG 90°C branch circuit conductors. (4 in, 4 out)
- (5) 1/2" knockouts with true pry-out slots and (4) knockouts with Romex cable clamp.
- Ground wire provided on J-box.

#### • Mounting Channel Bracket

- Commercial mounting kit provided up to 5" vertical adjustment which accommodates 1/2" EMT conduit, optional HB-24 or HBC-24 bar hanger or lathing channels for T-bar grid or concealed spline ceiling.

#### • Reflector

- High efficiency specular clear reflector pan on top and matte finished reflector.

#### • Trim

- Matte white painted casted square trim.

#### • Socket

- G24Q/GX24Q socket for use 4pin DTT, TTT lamps.

#### • Lamp

- Compact Fluorescent lamps.
  - \* DTT-Double twin tube (Quad/CFQ)
    - (1) 13W DTT (4pin)
    - (1) 18W DTT (4pin)
    - (1) 26W DTT (4pin)
  - \* TTT-Triple Twin Tube (CFTR)
    - (1) 18W 4 pin TTT
    - (1) 26W 4 pin TTT
    - (1) 32W 4 pin TTT

#### • Electronic Ballast

- Class P Thermally protected by internal fuse (3 amp fast blow), Multi-volt electronic ballast.
- High Power Factor Multi-volt Electronic ballasts for 4-pin type compact fluorescent lamps mounted on J-box door for easy access from inside of fixture.

#### \* Listing

- UL, c-UL listed for damp location.
- UL, c-UL listed for feed through.

#### • Optional "Quick Connect" Push-in wire connectors.


- Three "Quick Connectors"
- Pre-installed push-in wire connectors for fast and easy wiring.

### Trims




**White Square Trim w/ Flat Frosted Lens**  
Die-cast aluminum frame  
Frame : 6-1/4" x 6-1/4"

TMS-512-WH



**Haze Clear Square Reflector w/ Flat Frosted Lens & White Trim**  
Die-cast aluminum frame  
Frame : 6-1/4" x 6-1/4"

TMS-512R-WH



**Haze Clear Square Reflector**  
Die-cast aluminum frame  
Frame : 6-1/4" x 6-1/4"

TMS-519-HC-WH



**Wall Wash Reflector w/ Flat Frosted Lens**  
Die-cast aluminum frame  
Frame : 6-1/4" x 6-1/4"

TMS-515-HC

### Ordering Information

Housing	Ballast	Lamp(s) Watt.	Option
DLF-505S	-N : 120V NPF Magnetic -H : 120V HPF Magnetic -NE : 120V NPF Electronic -HE : 120V HPF Electronic -E : 120V/277V HPF Electronic	113 : (1)13W 118 : (1)18W 126 : (1)26W 132 : (1)32W	-EM : Emergency w/ Remote Test Switch -C : Quick Connectors

Example : DLF-505S-E126